

Lecture Material

Design Patterns

- Visitor
- Client-Server
- Factory
- Singleton

Design Patterns

Pattern

- A named generalization describing the elements and relationships of a solution for a commonly occurring design problem

Four essential parts of a pattern:

- Descriptive name
- Problem to be addressed
- Solution to the problem
- Consequences of adopting the pattern

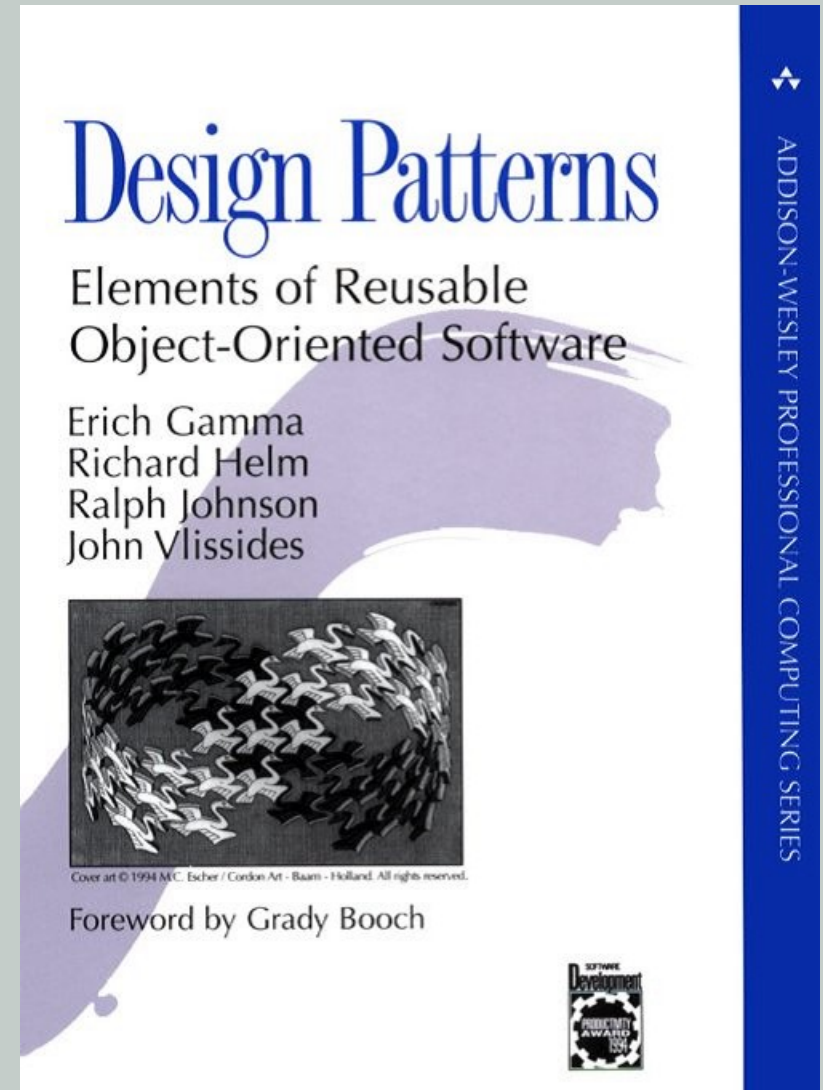
A pattern solution specifies a set of classes, and the relationships among those classes, that will be combined to provide a solution.

Pattern Recognition

- # Much of successful programming, from design to implementation, hinges upon recognizing the relevance of certain basic, well-understood patterns to the situation at hand.
- # The ability to do this easily and effectively is what generally separates a competent novice from a wizard.
- # Studying an organized library of patterns may, in theory, speed up the process whereby a novice obtains a useful solution.

Design Patterns

- # Design Patterns book by Gamma, Helm, Johnson, and Vlissides
- # Known as the "Gang of Four" (GOF) book
- # Defines
 - Creational Patterns (5)
 - Structural Patterns (7)
 - Behavioral Patterns (11)
- # Lots of other books on patterns



Definition of Patterns in GOF book

Name - name of the pattern

Intent

- What does the design pattern do?
- What is its rationale and intent?
- What particular design issue or problem does it address?

Motivation

- Scenario that illustrates how the pattern solves a design problem

Applicability

- What are the situations in which the design pattern can be applied?
- What are examples of poor designs that the pattern can address?
- How can you recognize these situations?

Structure

- UML diagram for its parts

Participants

- Classes/objects in the pattern and their responsibilities

Collaboration

- How the participants collaborate with each other

Consequence

- How does the pattern support its objectives?
- What are the trade-offs and results of using the pattern?
- What aspect of system structure does it let you vary independently?

Implementation

- What pitfalls, hints, or techniques should you be aware of when implementing the pattern?
- Are there language-specific issues?

Sample Code

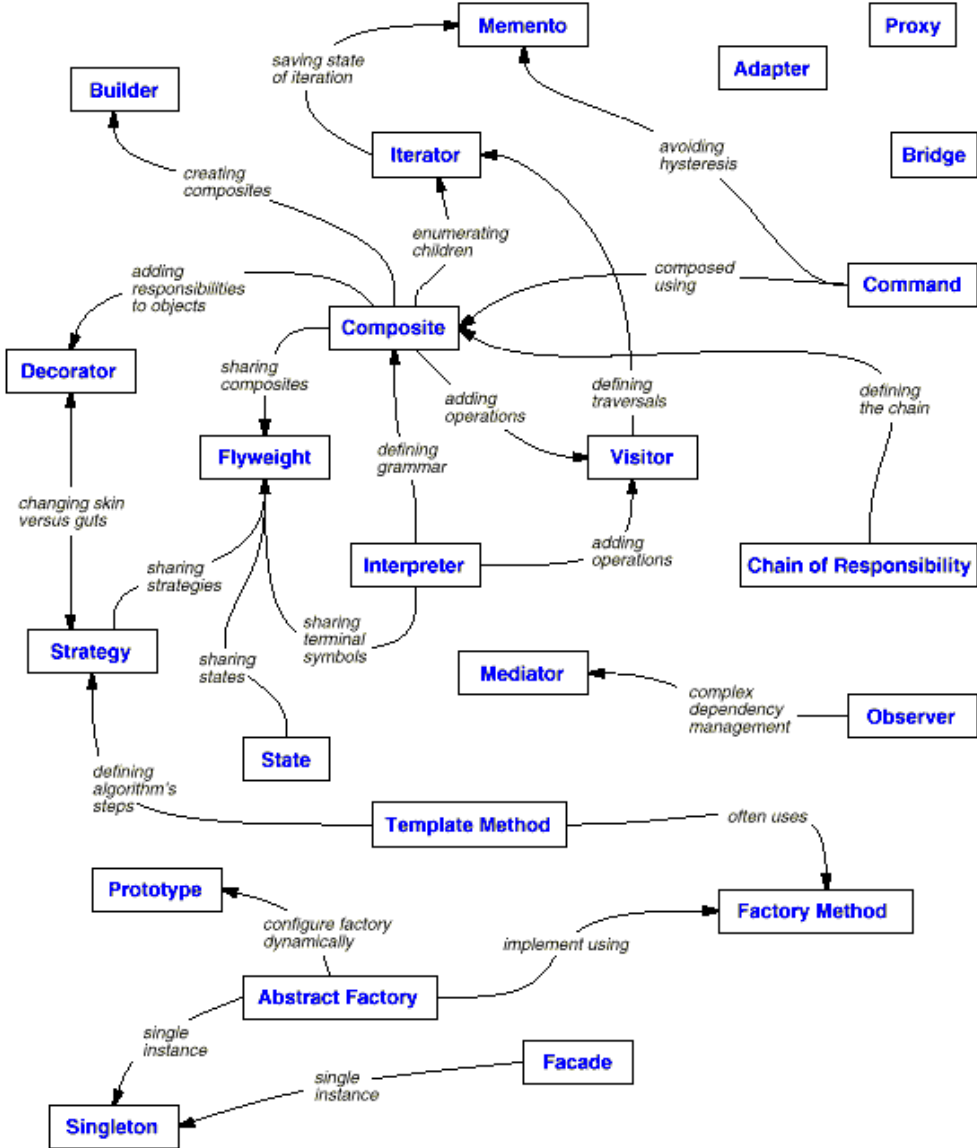
Known Uses

- Examples of uses

Related Patterns

- Other closely related patterns

Patterns in GOF Book



Visitor Pattern

Bounded Traversal with Conditional Exit

Go to first list element.
If test is satisfied, Quit.
While not at end of the list:
 Step to next list element.
 If test is satisfied, Quit.

- # Specifies the basic logical pattern of a list search.
- # Doesn't care if list is array, linked, or something else.
- # Doesn't care what the test is that must be satisfied.
- # Doesn't care what is to be done next.

Example of Visitor Pattern

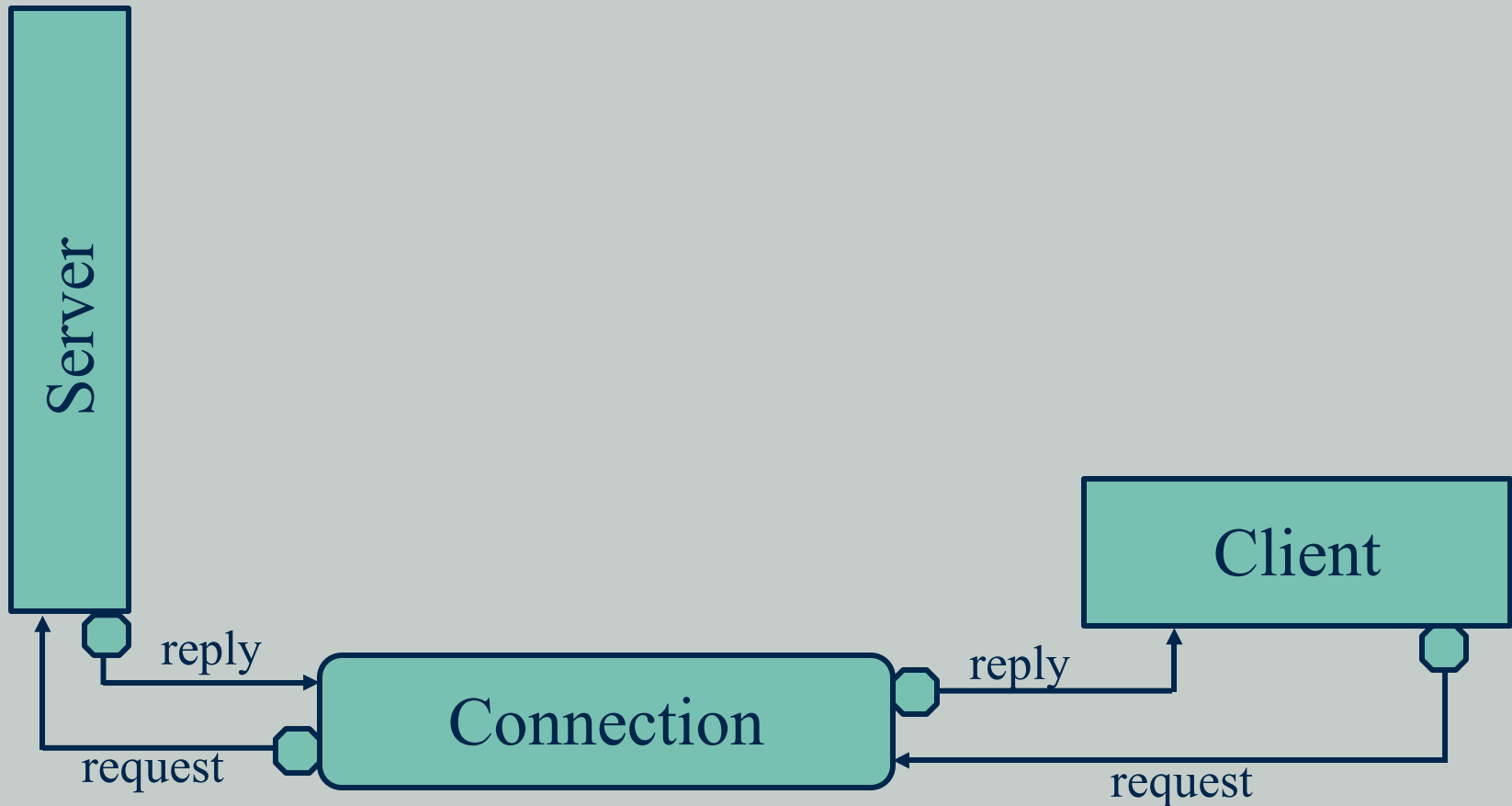
```
class calculate {
    int total;
public:
    void operator()(string v) { total += v.length(); }
    int getSum() const { return total; }
    calculate(): total(0){}
};

int main() {
    list<string> alist;
    calculate fobj;
    string value;

    cout << "Enter strings, press ^D when done" << endl;
    cin >> value;
    while (cin) {
        alist.push_back(value);
        cin >> value;
    }
    for_each(alist.begin(), alist.end(), fobj);
    cout << fobj.getSum() << endl;
}
```

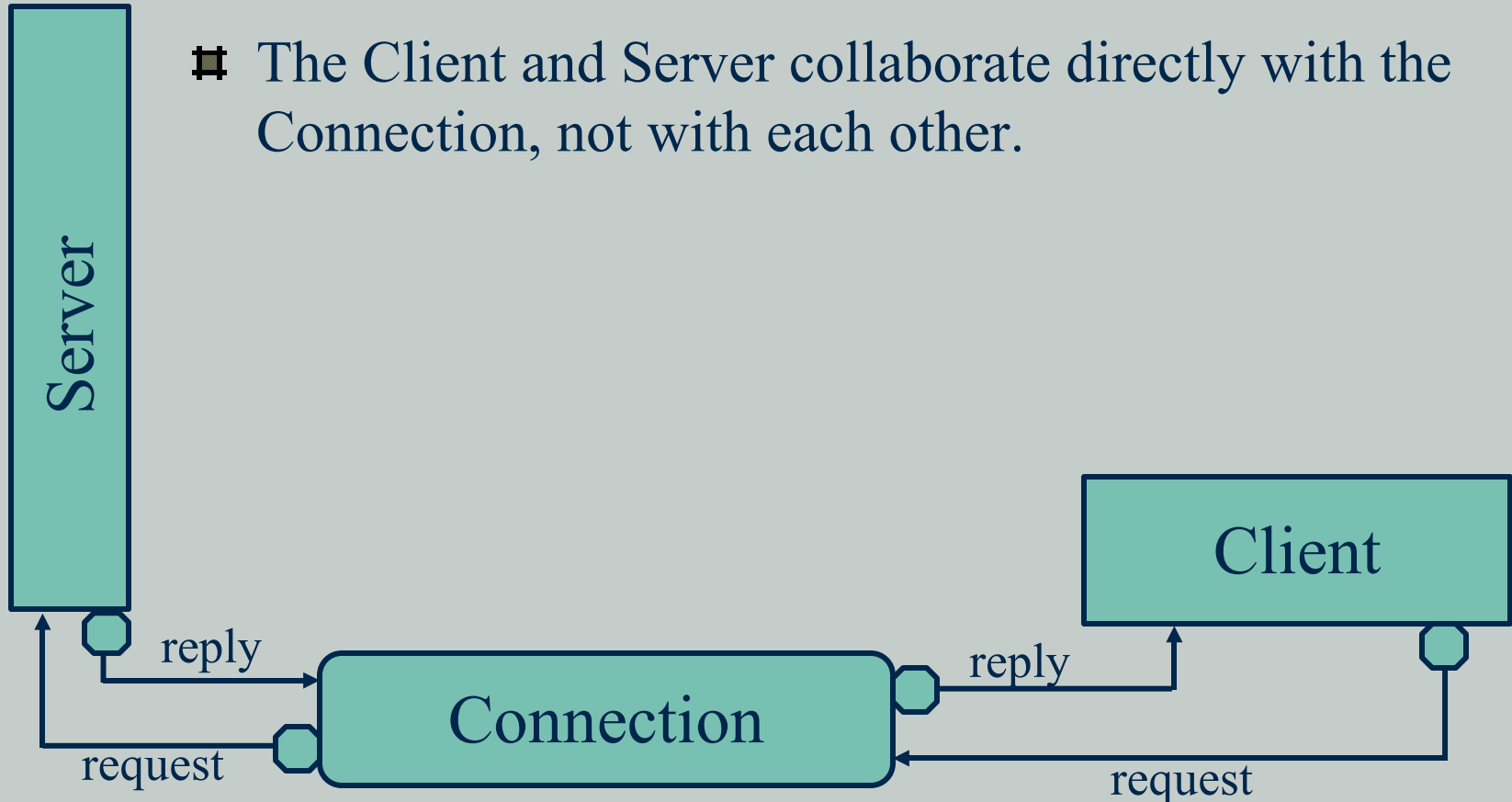

Client-Server Pattern

- # Problem: to provide a service to multiple clients in a loosely coupled manner



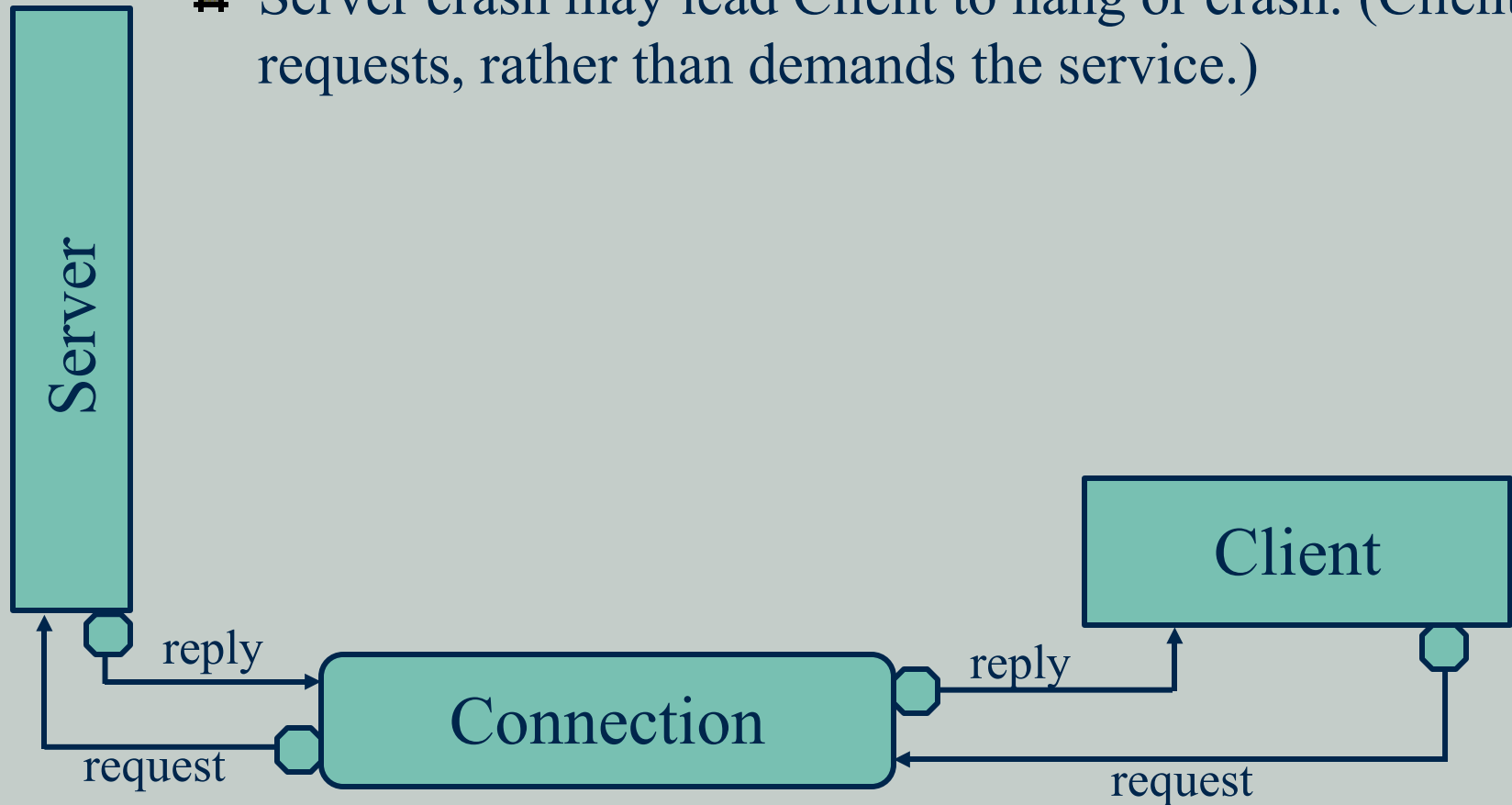
Elements and Responsibilities

- The Client must generate a request, which is sent to the Server, which then generates a reply to that request.
- The Connection conveys the requests and replies between the Client and the Server.
- The Client and Server collaborate directly with the Connection, not with each other.



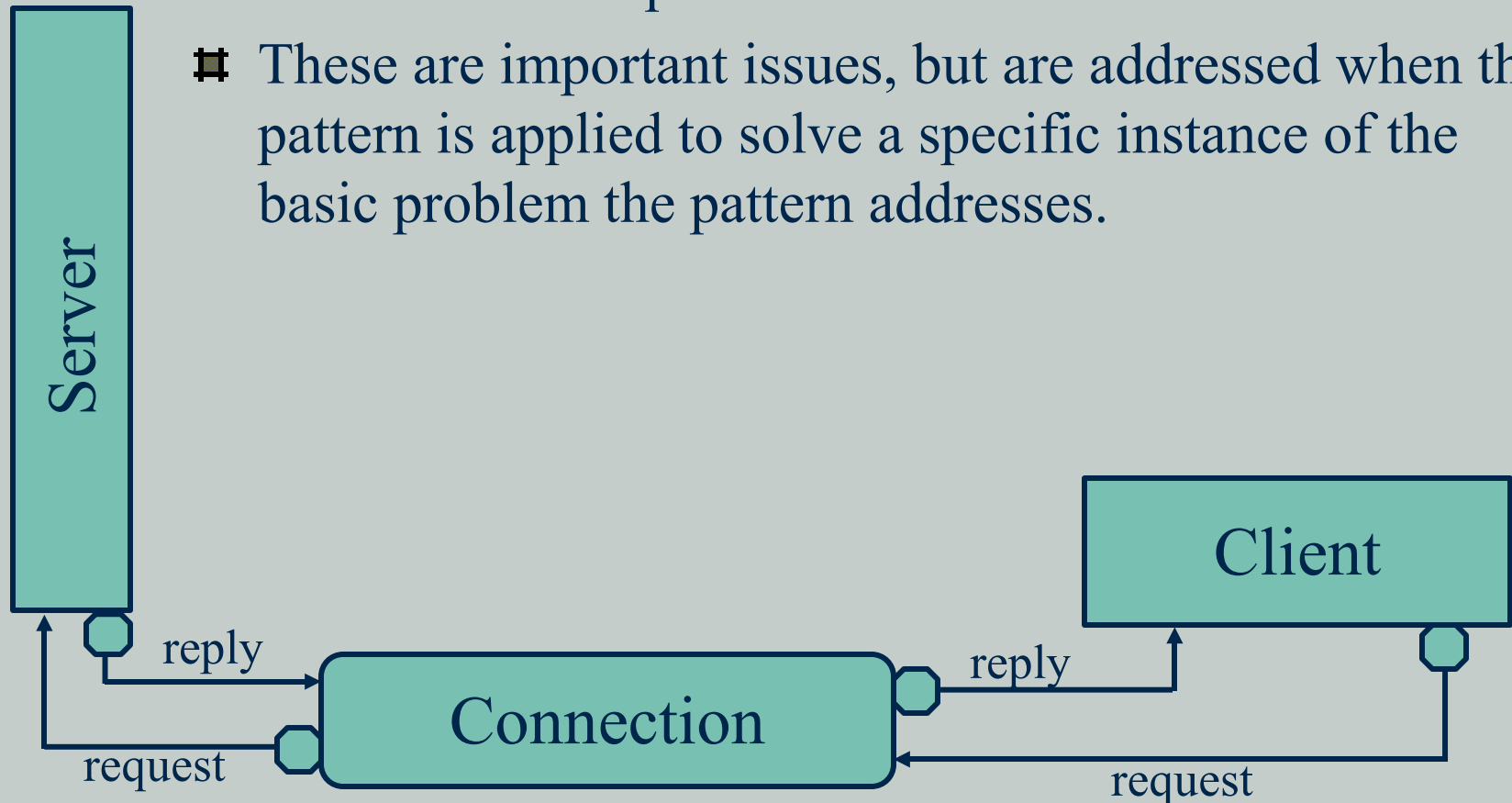
Consequences

- Client and Server are implementation-independent, aside from the message types that are to be passed.
- Many to one service model is easily obtained.
- Server crash may lead Client to hang or crash. (Client requests, rather than demands the service.)



Flexibility

- The nature of the service that is requested and supplied is irrelevant to the pattern.
- The nature of the connection (pipe, socket, buffer) is irrelevant to the pattern.
- These are important issues, but are addressed when the pattern is applied to solve a specific instance of the basic problem the pattern addresses.



Factory Method Pattern

- # Intention: define an interface for creating a new object (instantiation) but let subclasses decide which one to create
- # Example:
 - Application with a "New" command in File menu
 - Code defined is standard for all applications
 - However, the "new document" depends on different applications
 - Writer - New means new word processing document
 - Calc - New means new spreadsheet document
- # How can we express the "New" behaviour if we don't know which new object to instantiate?
- # Answer: New communicates with a Factory Method class

Factory Method

Participants

- Product (Document in the example)
- ConcreteProduct (TextDocument or SpreadsheetDocument)
- Creator (application)
 - abstract class that has the Factory method
 - virtual Product* Create() = 0;
- ConcreteCreator (np. Writer)
 - overrides the factory method to create the particular kind of document
 - virtual Product* Create() { return new WriterDocument(); }

Singleton Pattern

- # Intent: Ensure a class has a single instance and a way to get to that instance.
- # Done by defining the constructor as protected (or private).
- # Example implementation:

```
class Singleton {
protected:
    Singleton() { /* do whatever might be needed here */ }
private:
    static Singleton* theInstance;
public:
    static Singleton* Instance() {
        if (theInstance == NULL) {
            theInstance = new Singleton();
        }
        return theInstance;
    }
};
Singleton* Singleton::theInstance = NULL;
```